



# PiXL KnowIT!

## GCSE Chemistry

# AQA Topic – The Rate And Extent of Chemical Change

© Copyright The PiXL Club Ltd, 2017

This resource is strictly for the use of member schools for as long as they remain members of The PiXL Club. It may not be copied, sold nor transferred to a third party or used by the school after membership ceases. Until such time it may be freely used within the member school.

All opinions and contributions are those of the authors. The contents of this resource are not connected with nor endorsed by any other company, organisation or institution.

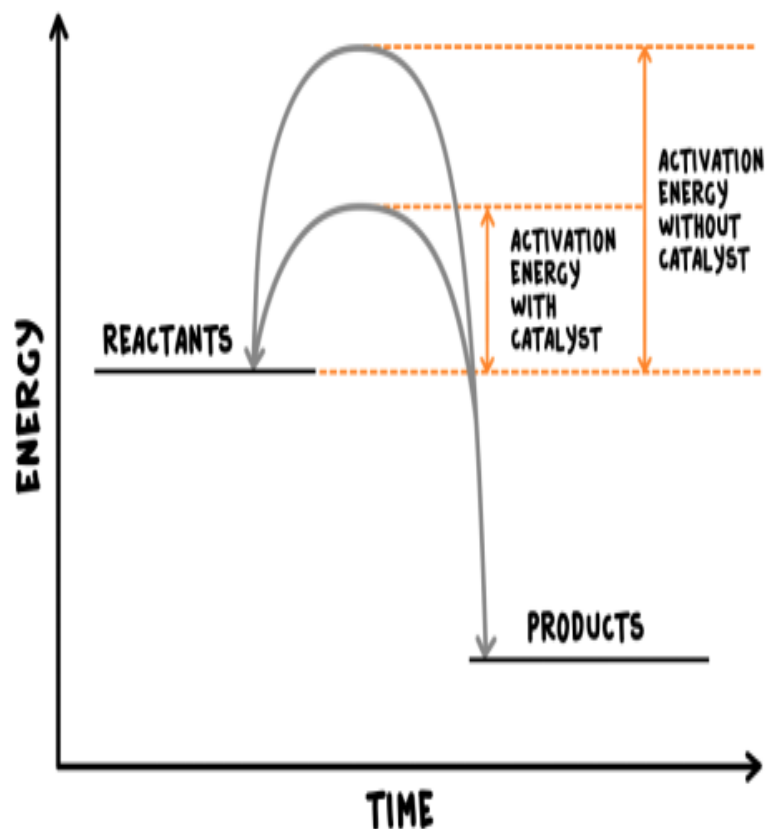
# The Rate And Extent of Chemical Change

## Rate of reaction

- Calculating rates of reaction
- Factors which affect the rates of chemical reactions
- Collision theory and activation energy
- Catalysts

## Reversible reactions and dynamic equilibrium

- Reversible reaction
- Energy changes and reversible reactions
- Equilibrium
- The effect of changing conditions on equilibrium (HT only)
- The effect of changing concentration (HT only)
- The effect of temperature changes on equilibrium (HT only)
- The effect of pressure changes on equilibrium (HT only)



# LearnIT! KnowIT!

## Rate of reaction Part 1

- Calculating rates of reactions



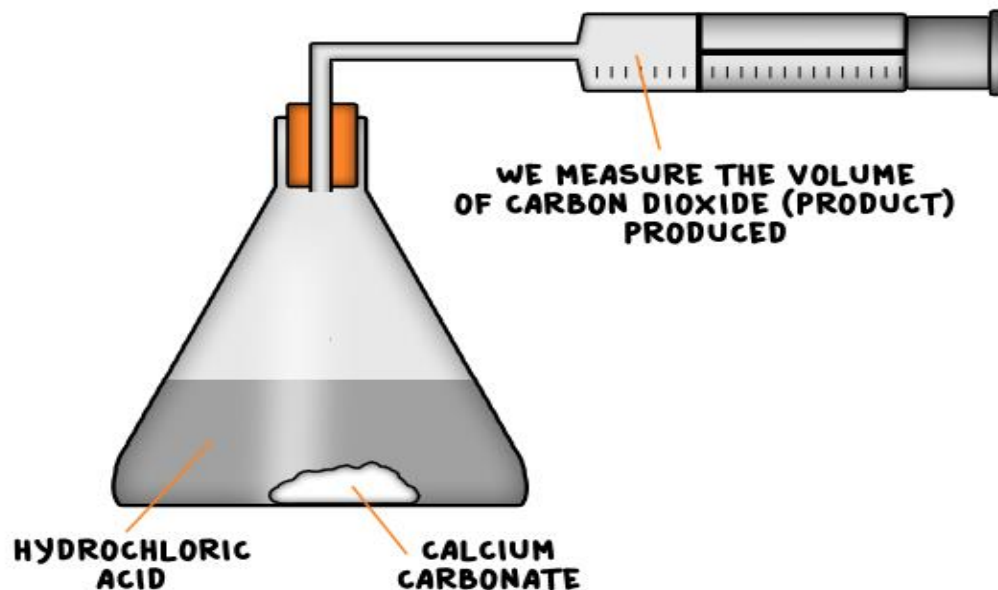
The rate of a chemical reaction can be found by measuring the quantity of a reactant used or the quantity of product formed over time.

Mean rate of reaction =  $\frac{\text{quantity of reactant used}}{\text{time taken}}$

Mean rate of reaction =  $\frac{\text{quantity of product formed}}{\text{time taken}}$

The quantity of reactant or product can be measured by the mass in grams or by a volume in  $\text{cm}^3$ .

The units of rate of reaction may be given as  $\text{g/s}$  or  $\text{cm}^3/\text{s}$ .



## Worked example 1

25cm<sup>3</sup> of carbon dioxide was given off in the first 2 seconds of a reaction. Calculate the mean rate of reaction and give the units.

Mean rate of reaction =  $\frac{\text{quantity of product formed}}{\text{time taken}}$

$$\text{Mean rate of reaction} = \frac{25\text{cm}^3}{2 \text{ s}}$$

$$\text{Mean rate of reaction} = 12.5 \text{ cm}^3/\text{s}$$

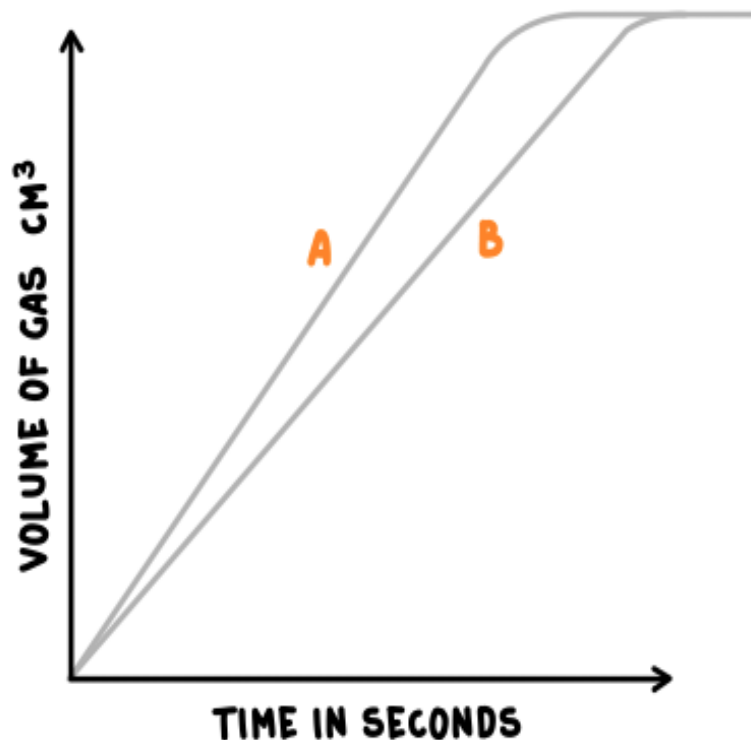
## Worked example 2 (Higher Tier)

The above reaction was carried out again. The new results showed that 2 dm<sup>3</sup> of carbon dioxide was released in 200 seconds. Calculate the mean rate of reaction in mol/dm<sup>3</sup>

(1 mole of any gas occupies 24 dm<sup>3</sup> at STP)

$$\text{Moles of carbon dioxide} = \frac{2 \text{ dm}^3}{24 \text{ dm}^3} = 0.83 \text{ moles}$$

$$\text{Mean rate of reaction} = \frac{0.83 \text{ moles}}{200 \text{ s}} = 0.0042 \text{ mol/s}$$



Slope A will have a greater rate of reaction as it is steeper.

# QuestionIT!

## Rate of reaction Part 1

- Calculating rates of reactions



1. State two ways of finding the rate of reaction.
2. State two units of rate of reaction. (HT: state 3)
3. State two ways of measuring the quantity of reactant or product.

4. A student carries out an experiment reacting hydrochloric acid (HCl) with calcium carbonate ( $\text{CaCO}_3$ ) to give calcium chloride ( $\text{CaCl}_2$ ) carbon dioxide and water. Write the balanced symbol equation for this reaction.
5. The student collects  $50 \text{ cm}^3$  of carbon dioxide gas in 10 seconds. What is the rate of reaction? Include the units.



6. (HT only) The student repeats the experiment again, this time they find the mass of the carbon dioxide collected. They collect 11 g of carbon dioxide in 10 seconds. Calculate the rate of reaction in mol/s.
  
  
  
  
  
  
  
  
  
  
7. (HT only) What mass of carbon dioxide are they collecting per second if the rate of reaction is 0.075 mol/s?

# AnswerIT!

## Rate of reaction Part 1

- Calculating rates of reactions



1. State two ways of finding the rate of reaction.  
Measuring the quantity of reactant used or product formed.
2. State two units of rate of reaction. (HT: state 3)  
g/s; cm<sup>3</sup>/s; (mol/s)
3. State two ways of measuring the quantity of reactant or product.  
Mass in grams or volume cm<sup>3</sup>

4. A student carries out an experiment reacting hydrochloric acid (HCl) with calcium carbonate (CaCO<sub>3</sub>) to give calcium chloride (CaCl<sub>2</sub>) carbon dioxide and water. Write the balanced symbol equation for this reaction.



5. The student collects 50 cm<sup>3</sup> of carbon dioxide gas in 10 seconds.

What is the rate of reaction? Include the units.

$$\text{rate of reaction} = \frac{\text{volume of gas collected}}{\text{time taken}} = \frac{50}{10}$$

$$5 \text{ cm}^3/\text{s}$$

6. (HT only) The student repeats the experiment again, this time they find the mass of the carbon dioxide collected. They collect 11 g of carbon dioxide in 10 seconds. Calculate the rate of reaction in mol/s.

$$11\text{g}/44\text{g} = 0.25 \text{ moles of carbon dioxide}$$

$$\text{so } 0.25 \text{ moles}/10 \text{ seconds}$$

$$= 0.025 \text{ mol/s}$$

7. (HT only) What mass of carbon dioxide are they collecting per second if the rate of reaction is 0.075 mol/s

$$0.075 \text{ moles of CO}_2 \text{ is } 44 \times 0.075 \text{ so } 3.3 \text{ g/s}$$

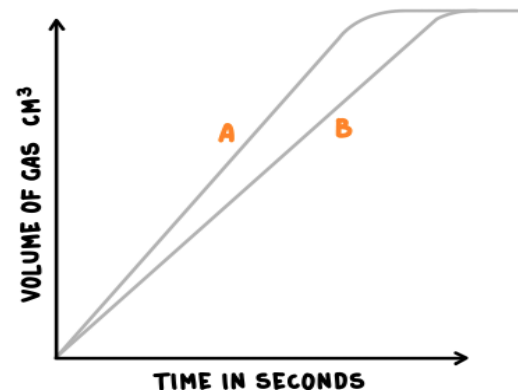


Factors which affect the rates of chemical reactions include:

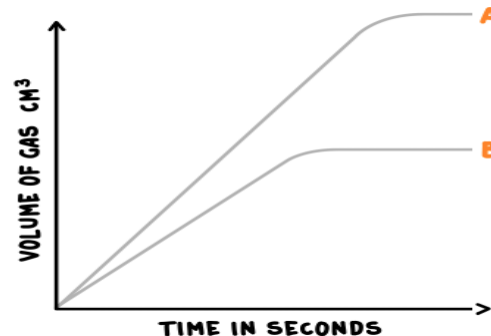
- The **concentrations** of reactants in solution
- The **pressure** of reacting gases
- The **surface area** of solid reactants
- The **temperature**
- The presence of a **catalyst**

**Collision theory** explains how these factors affect rates of reactions. According to this theory, chemical reactions can occur only when reacting particles **collide** with each other **and** with **sufficient energy**. The **minimum** amount of **energy** that particles must have to react is called the **activation energy**.

The explanations on the next slide are very important and you will need to use them accurately in the exams to gain credit.



Increasing the surface area, temperature or using a catalyst will increase the rate of reaction so the gradient of the line increases from B to A. The difference is that increasing the concentration provides more reacting particles therefore more product, therefore the graph below is produced.

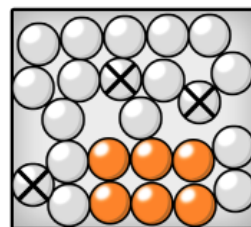


Increasing the **concentration** of reactants in solution increases the **frequency** of collisions, and so increases the rate of reaction.

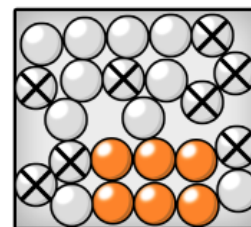
Increasing the **pressure** of reacting gases increases the **frequency** of collisions, and so increases the rate of reaction.

Increasing the **surface area** of solid reactants increases the **frequency** of collisions, and so increases the rate of reaction.

Increasing the **temperature** increases the **frequency** of collisions and makes the collisions more **energetic**, and so increases the rate of reaction.

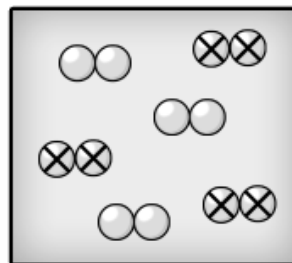


**A**

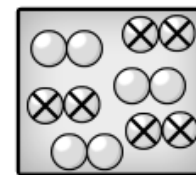


**B**

○ = WATER  
⊗ = HYDROCHLORIC ACID  
● = SOLID MAGNESIUM

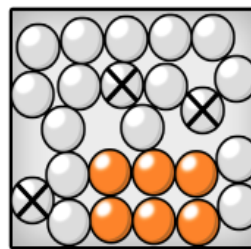


**A**

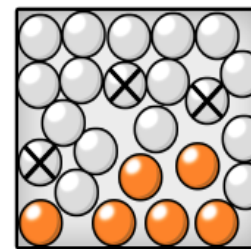


**B**

⊗⊗ = HYDROGEN  
○○ = CHLORINE

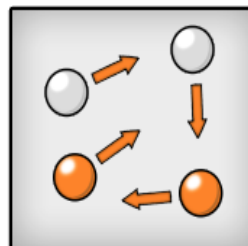


**A**

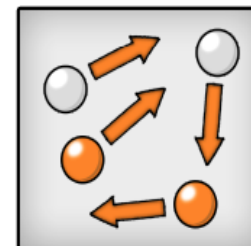


**B**

○ = WATER  
⊗ = HYDROCHLORIC ACID  
● = SOLID MAGNESIUM



**A**



**B**

○ = WATER  
● = SOLID MAGNESIUM



# QuestionIT!

## Rate of reaction

### Part 2

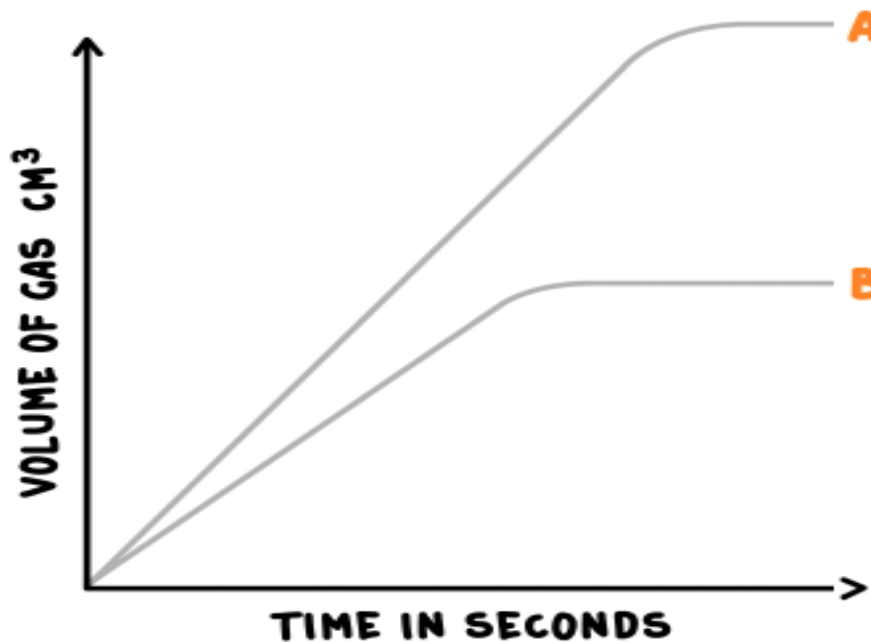
- Factors which affect the rate of reactions
- Collision theory and activation energy



1. What is meant by the term 'collision theory'?
2. What is meant by the term 'activation energy'?
3. What happens to the gradient of a line if the rate of reaction is increased?
4. What is a catalyst?
5. According to collision theory, chemical reactions can only occur when...

6. Other than concentration give three factors that affect the rate of reaction.
7. Draw a labelled graph to show how changing any one of these factors may affect the rate of reaction. Include the line before and after the change.

8. The graph below shows how the reaction is affected when the concentration of hydrochloric acid is doubled when reacting with excess magnesium. Explain why the amount of hydrogen gas doubles and why the rate of reaction doubles; use collision theory in your response.



# AnswerIT!

## Rate of reaction

### Part 2

- Factors which affect the rate of reactions
- Collision theory and activation energy



1. What is meant by the term 'collision theory'?

Explains how factors affect the rate of reaction.

2. What is meant by the term 'activation energy'?

Minimum amount of energy that particles must have to react.

3. What happens to the gradient of a line if the rate of reaction is increased?

Becomes steeper.

4. What is a catalyst?

Substance which increase the rate of reaction but are not used up during the reaction.

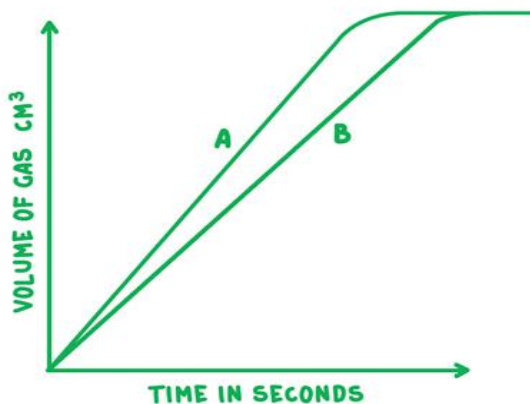
5. According to collision theory, chemical reactions can only occur when...

reacting particles collide with each other with sufficient energy.

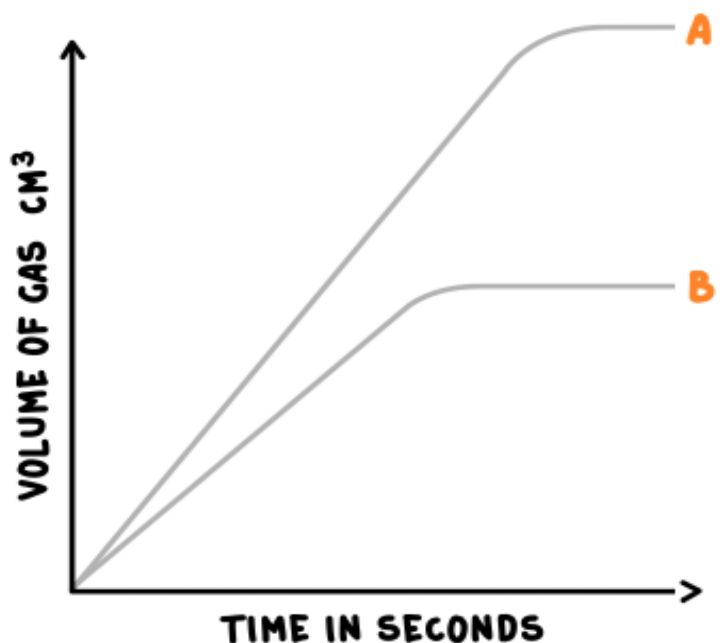
6. Other than concentration give three factors that affect the rate of reaction.

any from: Temperature, surface area, pressure and a catalyst

7. Draw a labelled graph to show how changing any one of these factors may affect the rate of reaction. Include the line before and after the change.



8. The graph below shows how the reaction is affected when the concentration of hydrochloric acid is doubled when it reacts with excess magnesium. Explain why, using the collision theory the amount of hydrogen gas doubles and why the rate of reaction



**A** If concentration of acid is doubled then there are twice the number of collisions with magnesium atoms. There will be twice the number of successful collisions so rate of reaction doubles. As there are twice as many acid particles (and the magnesium is in excess) there will be twice the volume of (hydrogen) gas released





Catalysts **change the rate** of chemical reactions but are **not used up** during the reaction.

This means that the catalyst is still there, unchanged, at the end of the reaction.

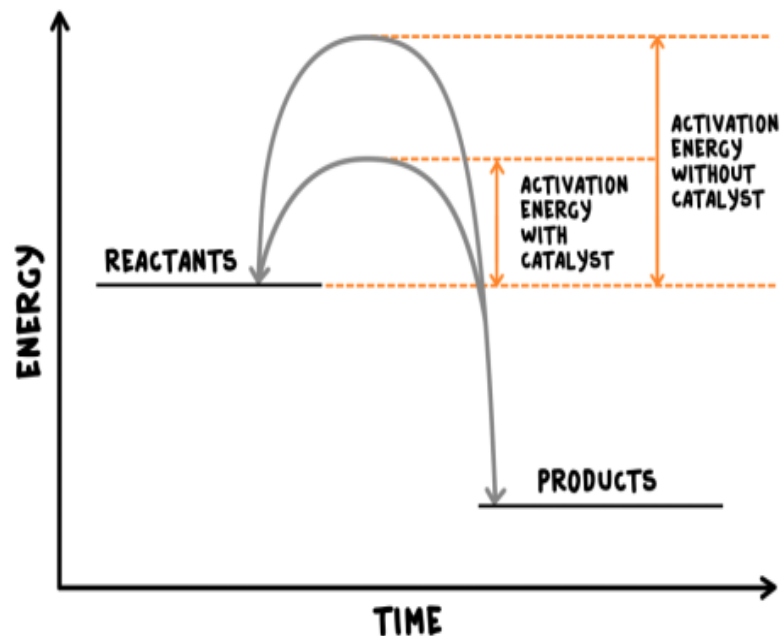
Different reactions need different catalysts. Enzymes act as catalysts in biological systems.

Carbohydrase is an enzyme/catalyst that only breaks down carbohydrate.

Chlorophyll is the catalyst that enables carbon dioxide and water to react together to make glucose during photosynthesis.

Catalysts increase the rate of reaction by **providing a different pathway** for the reaction that has a **lower activation energy**.  
A **reaction profile** for a catalysed reaction can be drawn as shown on the right.

You should be able to explain catalytic action in terms of activation energy. For example, “from the reaction profile I can see that the catalyst **lowers** the activation energy”.



# QuestionIT!

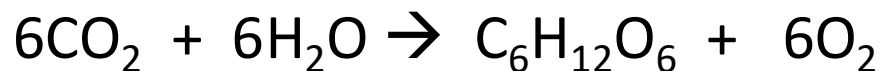
## Rate of reaction Part 3

- Catalysts



1. What is a catalyst?

2. The symbol equation for photosynthesis is:



The catalyst for this reaction is chlorophyll, however it does not appear in the equation. Why is this?

3. A student carried out three reactions to investigate how quickly oxygen gas was given off by decomposing hydrogen peroxide.



Each time she changed the chemical she was adding to see if it was a catalyst. Here are her results.

Chemical	Time taken to collect 50 cm <sup>3</sup> in seconds
Without chemical	33
A	33
B	No oxygen given off
C	15

Which chemical was a catalyst? How do you know?

4. Draw the reaction profile for  $2\text{H}_2\text{O}_2 \rightarrow \text{O}_2 + 2\text{H}_2\text{O}$  with and without a catalyst and label the activation energies.

# AnswerIT!

Rate of reaction

Part 3

- Catalysts



1. What is a catalyst?

Catalysts change the rate of chemical reactions, but are not used up during the reaction. They provide a different pathway with a lower activation energy.

2. The symbol equation for photosynthesis is:



The catalyst for this reaction is chlorophyll, however it does not appear in the equation. Why is this?

It is not a chemical that reacts/it is unchanged at the end of the reaction.



3. A student carried out three reactions to investigate how quickly oxygen gas was given off by decomposing hydrogen peroxide.



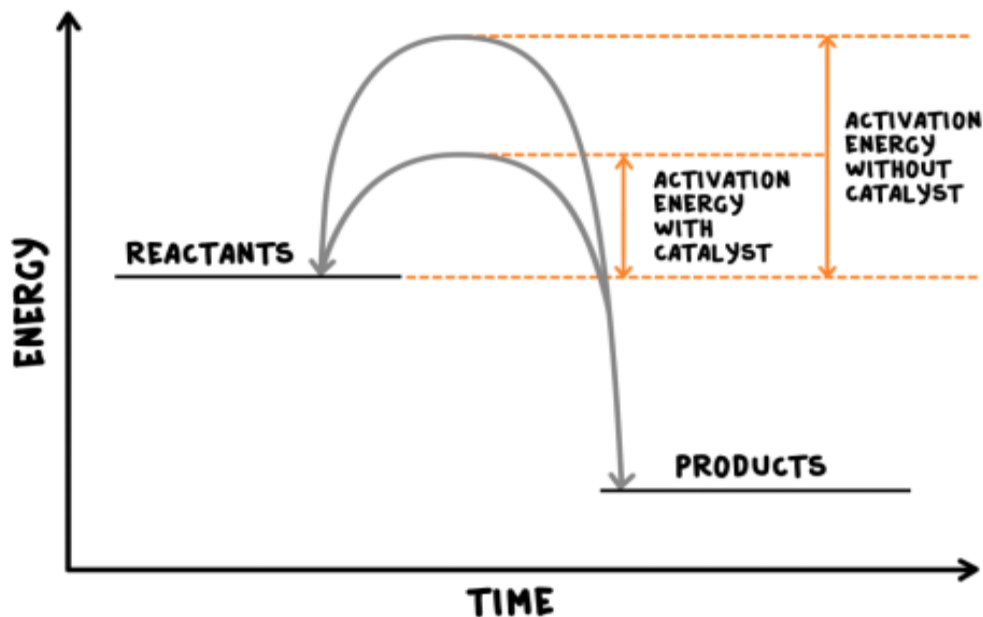
Each time she changed the chemical she was adding to see if it was a catalyst. Here are her results.

Chemical	Time taken to collect 50 cm <sup>3</sup> in seconds
Without chemical	33
A	33
B	No oxygen given off
C	15

Which chemical was a catalyst? Explain your answer.

C, the time taken for the reaction was shorter.

4. Draw the reaction profile for  $2\text{H}_2\text{O}_2 \rightarrow \text{O}_2 + 2\text{H}_2\text{O}$  with and without a catalyst and label the activation energies.



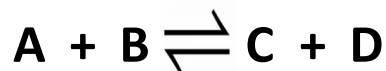
# LearnIT! KnowIT!



## Reversible reactions and dynamic Equilibrium (Part 1)

- Reversible reactions
- Energy changes and reversible reactions
- Equilibrium

In some chemical reactions, the products of the reaction can react to produce the original reactants. Such reactions are called **reversible reactions** and are represented by:



This is different to the usual  $\rightarrow$  or  $=$  sign. With these all the reactants change to products in the reaction, but in **reversible reactions** there are always **some reactants** and **some products**.

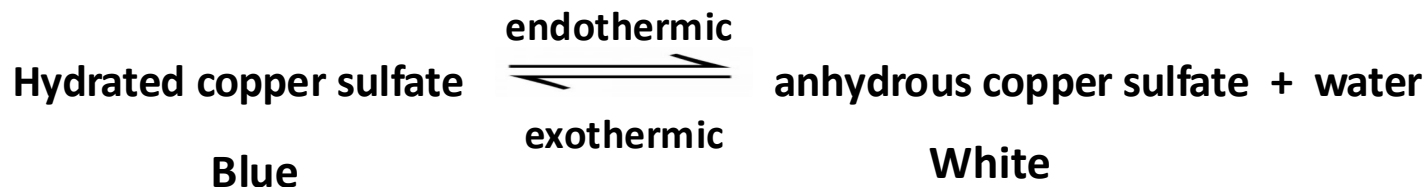
The direction of reversible reactions can be changed by changing the conditions e.g.



The reaction above shows that if we heat up the reaction mixture, more ammonium chloride will break down to give ammonia and hydrogen chloride. This is very useful if we are trying to make either of these chemicals.

Conversely if we cool the reaction mixture down we will get more ammonia and hydrogen chloride combining together to make ammonium chloride.

If a reversible reaction is **exothermic** in one direction, it is **endothermic** in the opposite direction (they are reversible/opposites). The same amount of energy is transferred in each case e.g.



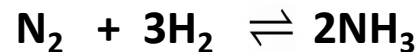
What will happen then in the above reaction if we heat it up?

We will get more anhydrous copper sulfate and water, because the **endothermic direction** from left to right will **absorb the heat** we add.

What will happen if we cool it down?

When a reversible reaction occurs in apparatus which prevents the escape of reactants and products, **equilibrium** is reached as the rate of the forward and reverse reactions occur at **exactly the same rate**.

If we enclose in this box nitrogen  $\text{N}_2$ , hydrogen  $\text{H}_2$  and ammonia  $\text{NH}_3$  the following reactions take place



When the **forward reaction** is happening at the **same rate** as the **backwards reaction**, there will be no overall change in the amount of any of the three chemicals- **equilibrium** has been reached.

# QuestionIT!

Reversible reactions and  
dynamic

## Equilibrium (Part 1)

- Reversible reactions
- Energy changes and reversible reactions
- Equilibrium



1. What is meant by a reversible reaction?
2. Draw the symbol for a reversible reaction.
3. If a reaction is endothermic in one direction, what is it in the other direction?
4. What is meant by the term equilibrium?
5. What needs to happen for equilibrium to be reached?
6. What can be said about the amount of energy being transferred in a reversible reaction?
7. The following reversible reaction occurs: The reaction that makes C and D is exothermic. What happens if we heat up A and B?



# AnswerIT!

## Reversible reactions and dynamic equilibrium (Part 1 )

- Reversible reactions
- Energy changes and reversible reactions
- Equilibrium





1. What is meant by a reversible reaction?

The products of a reaction can react to produce the original reactants.

2. Draw the symbol for a reversible reaction.  $\rightleftharpoons$

3. If a reaction is endothermic in one direction, what is it in the other direction?

Exothermic.

4. What is meant by the term equilibrium?

Forward and reverse reactions occur at the same rate.

5. What needs to happen for equilibrium to be reached?

Closed system; apparatus prevents the escape of reactants and products.

6. What can be said about the amount of energy being transferred in a reversible reaction?

Same amount of energy is transferred in both directions.

7. The following reversible reaction occurs: The reaction that makes C and D is exothermic. What happens if we heat up A and B?



We will get less C and D



The relative amounts of all the reactants and products at equilibrium depend on the conditions of the reaction.

Using **Le Chatelier's Principle** we can predict what might happen when we change the conditions of a system. A system is simply the reversible reaction that is taking place in an apparatus which prevents any escape of chemicals.

## Le Chatelier's Principle

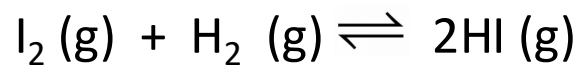
**If a system is at equilibrium and a change is made to any of the conditions, then the system responds to counteract the change**

The three conditions which could be changed and are:

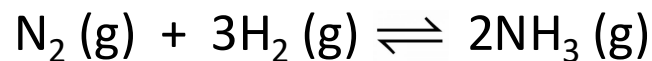
- Concentration
- Temperature
- Pressure

You must use Le Chatelier's principle in your explanation.

The two equations we are going to use to explain these changes are:



and

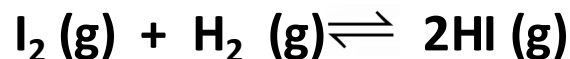


How could you change the concentration, temperature or pressure in either of these reactions?

### The Effect of Changing Concentration

If the **concentration** of one of the reactants or products is changed, the system is **no longer at equilibrium** and the concentrations of all the substances will change until **equilibrium** is reached again.

e.g. the hydrogen iodine and hydrogen iodide equilibrium:



Increasing the concentration of HI by putting more HI gas into the system makes it react to break down the HI gas to  $\text{H}_2$  and  $\text{I}_2$  so that we have the same proportions of HI,  $\text{H}_2$  and  $\text{I}_2$

If the concentration of a **reactant** is **increased**, **more products** will be formed until equilibrium is reached again.

If the concentration of a **product** is **decreased**, **more reactants** will react until equilibrium is reached again.

So if we increase the amount of hydrogen and iodine, more hydrogen iodide gas will be made.

If we decrease the amount of hydrogen iodide, more hydrogen and iodine will react to make hydrogen iodide.

## The Effect of Changing Temperature

If the temperature of a system at equilibrium is **increased**:

The relative amount of products at equilibrium **increases** for an **endothermic** reaction.

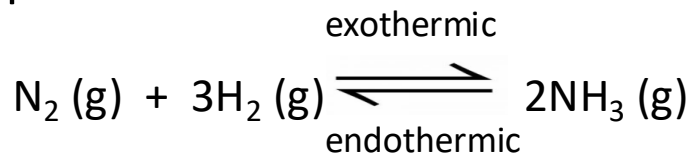
The relative amount of products at equilibrium **decreases** for an **exothermic** reaction.

If the temperature of a system at equilibrium is **decreased**:

The relative amount of products at equilibrium **decreases** for an **endothermic** reaction.

The relative amount of products at equilibrium **increases** for an **exothermic** reaction.

If we apply these to the equation below:



Increasing the temperature will give more nitrogen  $\text{N}_2$  and hydrogen  $\text{H}_2$  and less ammonia  $\text{NH}_3$ .

Decreasing the temperature the opposite result occurs- we would get more ammonia  $\text{NH}_3$  and less nitrogen  $\text{N}_2$  and hydrogen  $\text{H}_2$ .

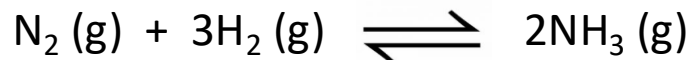
### The Effect of Changing Pressure

For gaseous reactions at equilibrium:

An **increase** in pressure causes the equilibrium position to shift towards the side with the **smaller** number of molecules, as shown by the symbol equation for that reaction.

A **decrease** in pressure causes the equilibrium position to shift towards the side with **larger** number of molecules, as shown by the symbol equation for that reaction.

As 1 mole of gas at STP occupies 24 dm<sup>3</sup>, we can apply this knowledge to the equation.



There are 4 moles of reactants: 1 mole of nitrogen N<sub>2</sub> and 3 moles of H<sub>2</sub>

There are only 2 moles of the ammonia NH<sub>3</sub> product.

The reactants will have 96 dm<sup>3</sup> at STP and the products will only occupy 48 dm<sup>3</sup>.

So if we **increase** the pressure, the equilibrium position will shift towards the right hand side simply because the two moles of ammonia take up a **smaller** volume so, from **Le Chatelier's principal**, making more of the product that has less volume reduces the pressure that we have just increased.

# QuestionIT!

Reversible reactions and  
dynamic equilibrium (Part 2)  
The Effects of changing  
Conditions on equilibrium  
(HT Only)

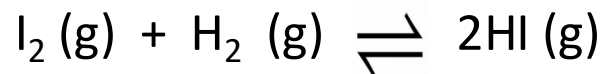
- Concentration
- Temperature
- Pressure



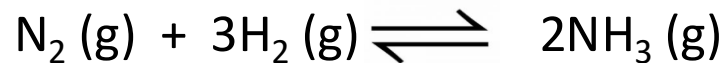


1. What is Le Chatelier's Principle?
2. What three factors can be changed in a system at equilibrium?
3. If the concentration of a reactant is increased what will happen to the products of the reaction?
4. What will happen to the amount of product in an endothermic reaction at equilibrium if the temperature is increased?
5. What will happen to the amount of product in an exothermic reaction at equilibrium if the temperature is increased?

6. What will happen to the amount of product in an endothermic reaction at equilibrium if the temperature is decreased?
7. What is meant by the term 'gaseous reaction'?
8. What would happen to the position of equilibrium in a gaseous reaction if the pressure is increased?
9. Using Le Chatelier's principle, explain what will happen in the following reaction if we increase the concentration of the hydrogen and iodine?



10. What will happen if we increase the temperature of the reaction below? Explain why you think this.



11. Explain what will happen if we decrease the pressure in the reaction above.

# AnswerIT!

Reversible reactions and  
dynamic equilibrium (Part 2)  
The Effects of changing  
Conditions on equilibrium  
(HT Only)

- Concentration
- Temperature
- Pressure



1. What is Le Chatelier's Principle?

If a system is at equilibrium and a change is made to any of the conditions, then the system responds to counteract the change.

2. What three factors can be changed in a system at equilibrium?

Concentration, temperature and pressure.

3. If the concentration of a reactant is increased what will happen to the products of the reaction?

More products will be produced; until equilibrium is reached.

4. What will happen to the amount of product in an endothermic reaction at equilibrium if the temperature is increased?

More products will be produced.

5. What will happen to the amount of product in an exothermic reaction at equilibrium if the temperature is increased?

Relative amount of products will decrease.

6. What will happen to the amount of product in an endothermic reaction at equilibrium if the temperature is decreased?

Relative amount of products will decrease.

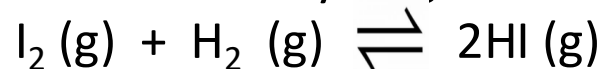
7. What is meant by the term 'gaseous reaction'?

Reaction where all the reactants and products are gases.

8. What would happen to the position of equilibrium in a gaseous reaction if the pressure is increased?

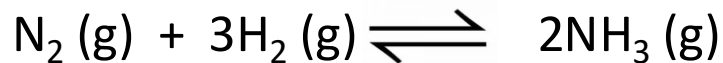
Equilibrium would shift towards the side with the smaller number of molecules shown in the balanced chemical equation.

9. Using Le Chatelier's principle, explain what will happen in the following reaction if we increase the concentration of the hydrogen and iodine?



The extra iodine and hydrogen will react together to make more hydrogen iodide.

10. What will happen if we increase the temperature of the reaction below? Explain why you think this.



More hydrogen and nitrogen will be made as the backward reaction is endothermic.

11. Explain what will happen if we decrease the pressure in the reaction above.  
We will get more nitrogen and hydrogen as there are four moles of gas/higher volume for the reactants.