





A Level Photography



What is A Level Photography?

A Level Photography: Students explore and produce practical and critical/contextual work in one or more areas of study, for example, portraiture, landscape photography, still life photography, documentary photography, photojournalism, fashion photography, experimental imagery, multimedia, photographic installation and moving image. Students develop skills in using cameras and photography specific equipment, alongside industry standard software.



Photography Ghost in the Machine- Jacob Sutton

A Level Photography - Course Breakdown

Component 1 Personal investigation - 60%

This is a practical investigation supported by written material.

Students are required to conduct a practical investigation, into an idea, issue, concept or theme, supported by written material. The focus of the investigation must be identified independently by the student and must lead to a finished outcome or a series of related finished outcomes.

The investigation should be a coherent, in-depth study that demonstrates the student's ability to construct and develop a sustained line of reasoning from an initial starting point to a final realisation.

The investigation must show clear development from initial intentions to the final outcome or outcomes. It must include evidence of the student's ability to research and develop ideas and relate their work in meaningful ways to relevant critical/contextual materials.

The investigation must be informed by an aspect of contemporary or past practice of artists, photographers, designers or craftspeople.

Component 2 Externally Set Assignment - 40%

Separate question papers will be provided for each title. Each question paper will consist of a choice of eight questions to be used as starting points. Students are required to select one. Students will be provided with examination papers on 1 February, or as soon as possible after that date.

Preparatory period

Following receipt of the paper students should consider the starting points and select one. Preparatory work should be presented in any suitable format, such as mounted sheets, design sheets, sketchbooks, workbooks, journals, models and maquettes.

Supervised time - 15 hours

Following the preparatory period, students must complete 15 hours of unaided, supervised time.

What will I be doing?

- The course is 60% coursework (Personal Investigation) and 40% exam (Controlled assignment).
- You will explore, research and acquire techniques and develop your skills, knowledge and understanding of Photography techniques.
- You will explore relevant images, artefacts and resources relating to Photography. You may use and explore traditional methods and/or digital techniques to produce your photographic response.
- You will be expected to explore a range of genres and themes within your portfolio and to develop processes to allow for an appropriate depth of study. This can be achieved by working towards the extension and development of particular themes, ideas or issues.



Photography Esme Moore

Assessment


The assessments will measure how students have achieved the following assessment objectives:

- **AO1:** Develop ideas through sustained and focused investigations informed by contextual and other sources, demonstrating analytical and critical understanding.
- **AO2:** Explore and select appropriate resources, media, materials, techniques and processes, reviewing and refining ideas as work develops.
- **AO3:** Record ideas, observations and insights relevant to intentions, reflecting critically on work and progress.
- **AO4:** Present a personal and meaningful response that realises intentions and, where appropriate, makes connections between visual and other elements.



Photography Katie Burdon

A Level Photography Career Destinations



A Level Photography can lead into careers such as:

- Photographer
- Retouch/editor
- Advertising Photographer
- Corporate Photographer
- Editorial Photographer
- Fashion Photographer
- Fine art Photographer
- Wedding Photographer
- Portrait Photographer
- Documentary Photographer
- Social Media Photographer
- Vlogger
- Media editor
- Makeup Artist
- Film maker/director

Websites to support your learning

www.plymptonacademyart.tumblr.com

www.studentartguide.com

www.art2day.com (password - imagine)

www.thisiscoossal.com

www.juxtapoz.com

www.itsnicethat.com

www.hifructose.com

www.thejealouscurator.com

www.trendland.com

www.dazeddigital.com

